

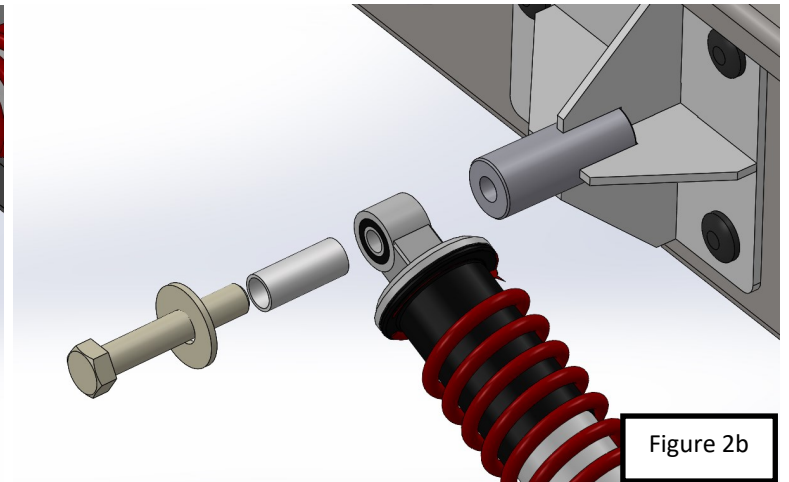
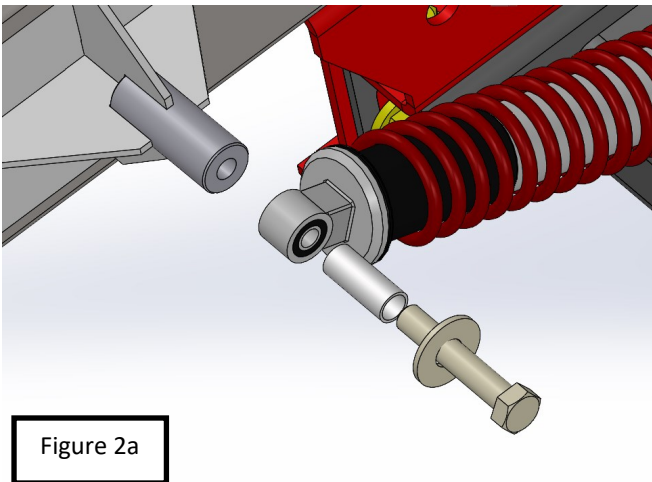
Fastener details for cartridge axle to the rails:

- ◆ Use a 3/8" -16 GR 5 fastener as seen in Figure 1a & Figure 1b.
- ◆ Torque: 26 ft*lbs.
- ◆ Tolerance: +/- 2 ft*lbs

Fastener details for shock to shock mount:

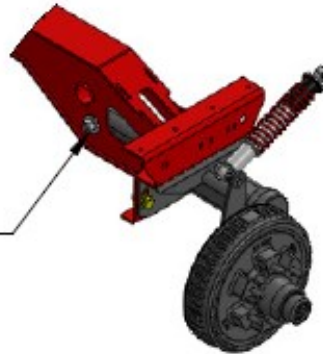
- ◆ Install 1/2" -13 Nylock Nut Grade 5 for Shock to Shock Mount as seen in Figure 2a & Figure 2b.
- ◆ Torque: 75 ft*lbs
- ◆ Tolerance: +/- 5 ft*lbs

Note: If Norco, Industries attaches the axle to the frame during frame production, it will be hucked-on rather than bolted.

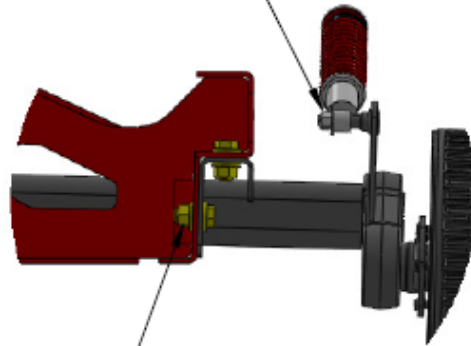


NORCO INSTALLED COMPONENTS WILL BE TORQUED TO THE BELOW SPECIFICATIONS

5/8-11 X 4 1/2" Grade 5
Torque Range – 75-80 ft-lbs
2 Places



1/2-13 Nylock Nut Grade 5
Torque Range – 75-80 ft-lbs
2 Places (Shock Mount)



5/8-18 X 1 1/2" Grade 5
Torque Range – 120-150 ft-lbs
Per Dexter Axle – 8 Places